

01-420 Pressure-testing cylinder head


Data

Test pressure with air under water in bar gauge pressure

2

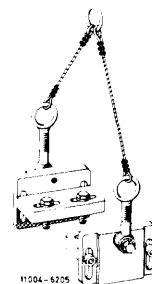
Special tools

Pressure plate



117 589 00 25 00

Suspension device



115 589 34 63 00

Conventional tool


Electrically heated water basin

e.g. made by Otto Dürr, D-7123 Sachsenheim-Ochsenbach

Pressure test

If cylinder head seems to have cracks (water loss), a pressure test is required.

- 1 Screw pressure plate on cleaned cylinder head.
- 2 Close bores and connections.
- 3 Connect compressed air hose and set compressed air to 2 bar gauge pressure.



- 4 Attach cylinder head to suspension device and lower into heated water (approx. 80 °C).
- 5 If air bubbles are rising, find leaks and mark.

