

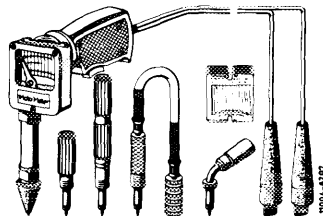
01–010 Checking compression pressure

Test values with engine at operating temperature		Gauge pressure in bar
Minimum compression pressure ¹⁾ at	Normal compression	approx. 8.5
	Low compression	approx. 7.5
Permissible difference between individual cylinders		max. 1.5

¹⁾ Check cylinders for leaks if compression pressure is below minimum.

Special tool

Compression pressure recorder
with accessories and contact handle



001 589 46 21 00

Note

Check compression pressure at operating temperature.

Check cylinders for leaks if compression pressure is below specified minimum (00–015).

For checking, unscrew all spark plugs.

Rotating of engines

Rotate engines with starter motor. For this purpose, connect respective terminals.

Engines with electronic injection system


Connect contact handle to battery + and to starter terminal 50.

Disconnect cable 1 on ignition coil.

Engines with continuous injection system (CIS)


Model 116

Pull out fuel pump relay code No. 21 in fuse box. Connect contact handle to battery + and with the assistance of a pin to contact bushing 1 of coupling (arrow).



Model 107

Disconnect cable terminal 16 (cable color red/violet) on 4-point cable connector. Connect contact handle to terminal 30 (cable color red) and terminal 50 (cable color violet).



Testing

- 1 Unscrew all spark plugs.
- 2 Rotate engine several times to throw out residue and soot (selector lever in position "N" or "P").
- 3 Push compression pressure recorder into spark plug bore of respective cylinder.
- 4 For testing, rotate engine for approx. 8 turns with throttle valve open.

Check all cylinders likewise. First move respective data sheet in compression pressure recorder into new working position.

